



SAH Data Project Report

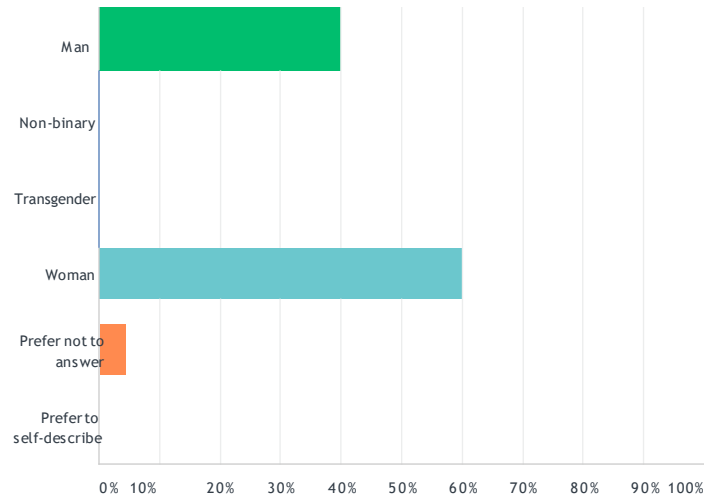
Student Survey

Demographic Summary Data

Survey for Students

Q86 With which gender(s) do you most identify? (select all that apply)

Answered: 139 Skipped: 184



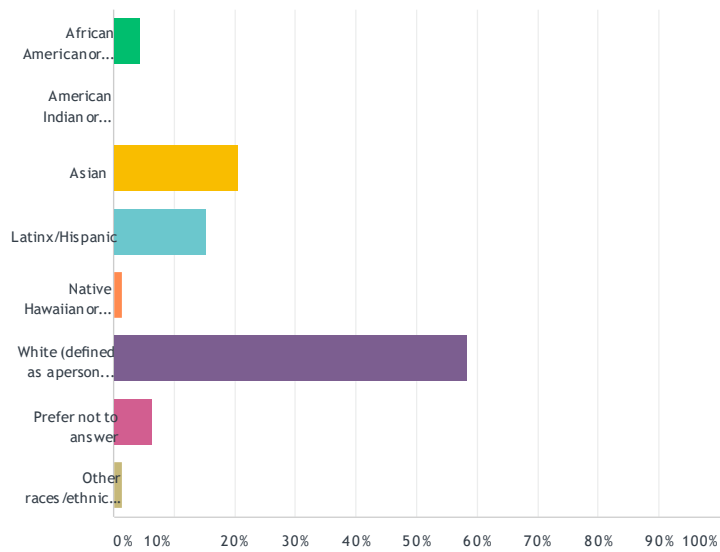
ANSWER CHOICES	RESPONSES
Man	35.25% 49
Non-binary	1.44% 2
Transgender	0.00% 0
Woman	59.71% 83
Prefer not to answer	4.32% 6
Prefer to self-describe	0.00% 0
Total Respondents: 139	

#	PREFER TO SELF-DESCRIBE	DATE
	There are no responses.	

Survey for Students

Q87 With which race/ethnicity or races/ethnicities do you most identify?
 (select all that apply; answer options presented below will enable cross-comparison with the U.S. Census Bureau's national data)

Answered: 137 Skipped: 186



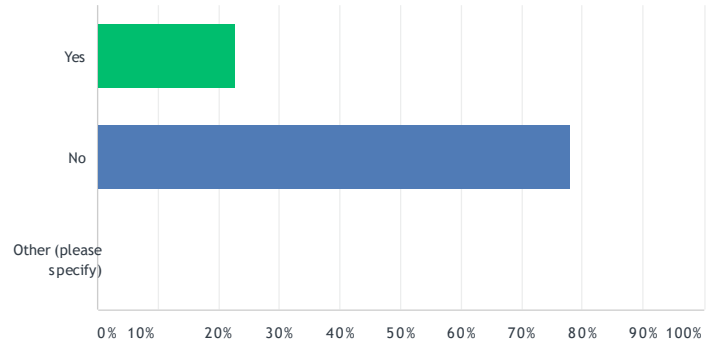
ANSWER CHOICES		RESPONSES	
African American or Black		4.38%	6
American Indian or Alaska Native		0.00%	0
Asian		20.44%	28
Latinx/Hispanic		15.33%	21
Native Hawaiian or other Pacific Islander		1.46%	2
White (defined as a person having origins in any of the original peoples of Europe, the Middle East, or North Africa)		58.39%	80
Prefer not to answer		6.57%	9
Other races/ethnicities that are not listed here		1.46%	2
Total Respondents: 137			

#	OTHER RACES/ETHNICITIES THAT ARE NOT LISTED HERE	DATE
1	East Asian	8/10/2020 10:28 AM
2	I have problems with identifying as "white" as a person from the Middle East with descendants from Africa.	8/5/2020 4:36 PM

Survey for Students

Q88 Are you enrolled at your institution as an international student? (select all that apply)

Answered: 136 Skipped: 187



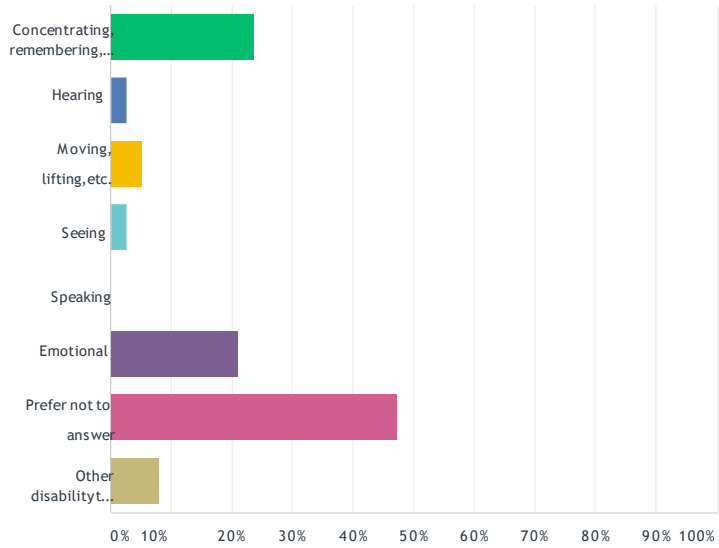
ANSWER CHOICES	RESPONSES	
Yes	22.79%	31
No	77.94%	106
Other (please specify)	0.00%	0
Total Respondents: 136		

#	OTHER (PLEASE SPECIFY)	DATE
	There are no responses.	

Survey for Students

Q89 Do you have a disability or disabilities that substantially limit your architectural history-related studies? (select all that apply)

Answered: 38 Skipped: 285



ANSWER CHOICES	RESPONSES	
Concentrating, remembering, making decisions, etc.	23.68%	9
Hearing	2.63%	1
Moving, lifting, etc.	5.26%	2
Seeing	2.63%	1
Speaking	0.00%	0
Emotional	21.05%	8
Prefer not to answer	47.37%	18
Other disability that is not listed here	7.89%	3
Total Respondents: 38		

#	OTHER DISABILITY THAT IS NOT LISTED HERE	DATE
1	My dominant hand is in a cast as of right now. difficult for taking notes.	5/18/2020 8:34 PM
2	Dyslexia	5/13/2020 8:56 AM
3	I have ADHD which can be a struggle but I'm not substantially limited by it.	4/14/2020 5:41 PM

Survey for Students

Q90 If desired, please use this comment box to suggest meaningful ways SAH Data Project could analyze the demographic data we collect on this page.

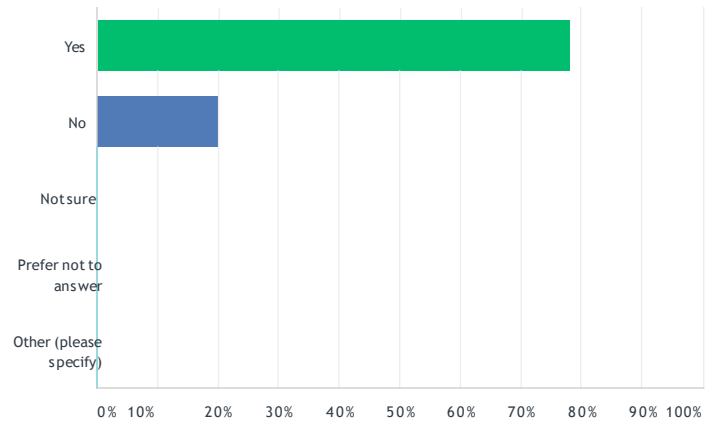
Answered: 4 Skipped: 319

#	RESPONSES	DATE
1	n/a	8/12/2020 11:32 AM
2	Please do not delimit your understanding of psychological disabilities as "emotional"--it is demeaning and scientifically inaccurate.	8/5/2020 4:36 PM
3	Asian is too broad of a category. You need to be more specific.	8/4/2020 11:03 AM
4	class info; age; geographic location	3/19/2020 3:36 PM

Survey for Students

Q91 Did at least one of your parents/guardians graduate from college?

Answered: 136 Skipped: 187



ANSWER CHOICES	RESPONSES	
Yes	77.94%	106
No	19.12%	26
Not sure	1.47%	2
Prefer not to answer	1.47%	2
Other (please specify)	0.00%	0
TOTAL		136

#	OTHER (PLEASE SPECIFY)	DATE
	There are no responses.	