



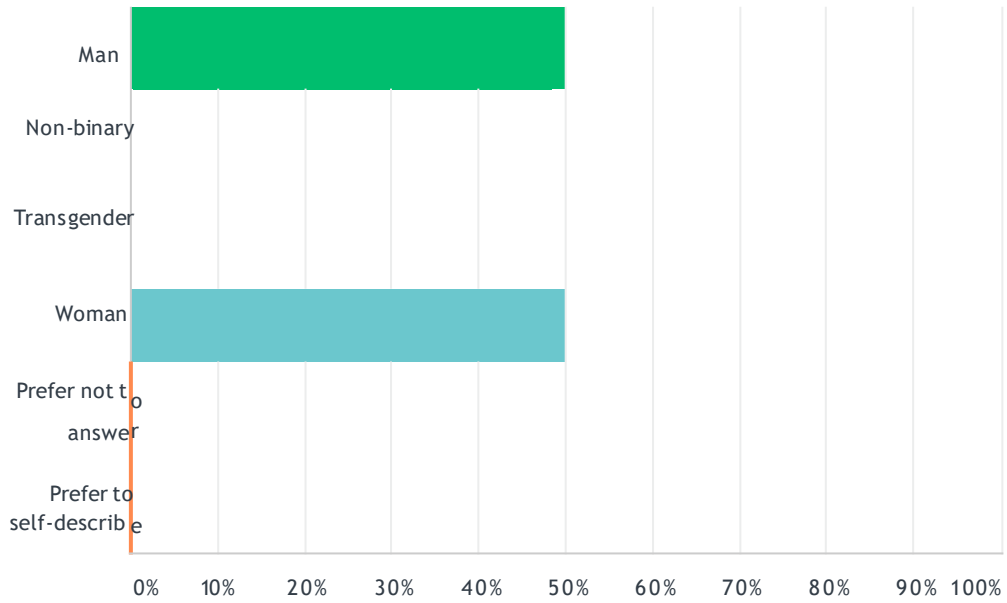
SAH Data Project Report

Faculty Survey

Demographic Summary

Q105 With which gender(s) do you most identify? (select all that apply)

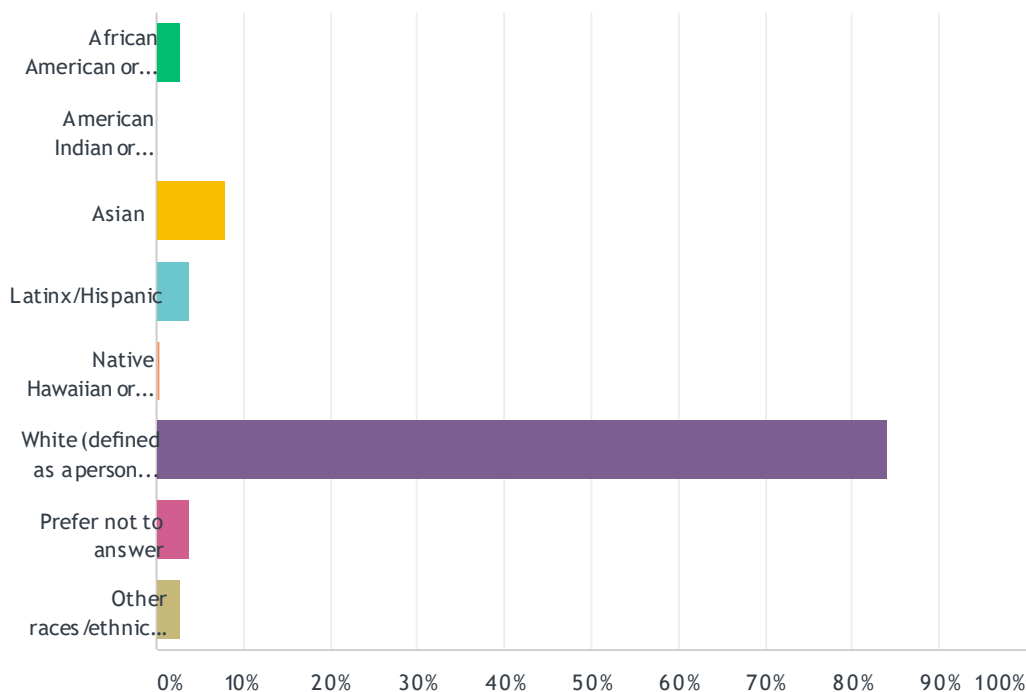
Answered: 213 Skipped: 154



ANSWER CHOICES	RESPONSES	
Man	48.36%	103
Non-binary	0.00%	0
Transgender	0.00%	0
Woman	49.77%	106
Prefer not to answer	1.88%	4
Prefer to self-describe	0.47%	1
Total Respondents: 213		

**Q106 With which race/ethnicity or races/ethnicities do you most identify?
(select all that apply; answer options presented below will enable cross-comparison with the U.S. Census Bureau’s national data)**

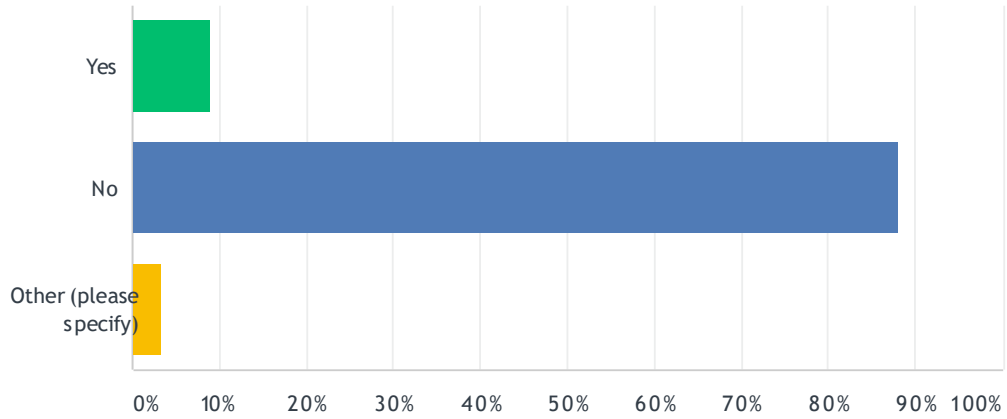
Answered: 213 Skipped: 154



ANSWER CHOICES	RESPONSES	
African American or Black	2.82%	6
American Indian or Alaska Native	0.00%	0
Asian	7.98%	17
Latinx/Hispanic	3.76%	8
Native Hawaiian or other Pacific Islander	0.47%	1
White (defined as a person having origins in any of the original peoples of Europe, the Middle East, or North Africa)	84.04%	179
Prefer not to answer	3.76%	8
Other races/ethnicities that are not listed here	2.82%	6
Total Respondents: 213		

Q107 Are you employed at your institution(s) as an international faculty member? (select all that apply)

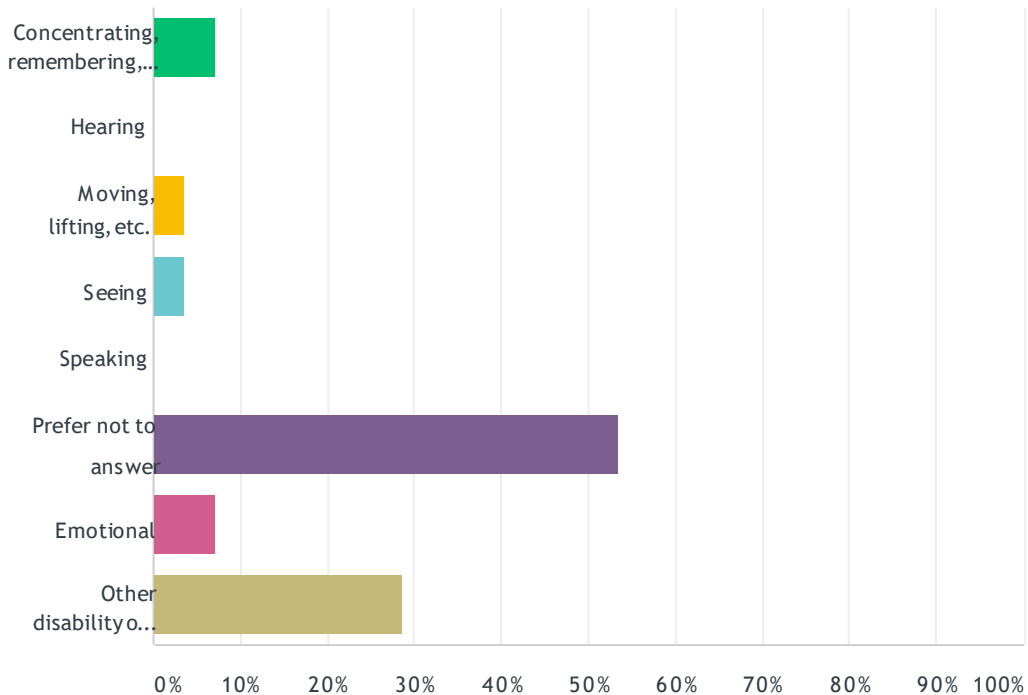
Answered: 211 Skipped: 156



ANSWER CHOICES	RESPONSES	
Yes	9.00%	19
No	88.15%	186
Other (please specify)	3.32%	7
Total Respondents: 211		

Q108 Do you have a disability or disabilities that substantially limit the performance of your architectural history-related work? (select all that apply)

Answered: 28 Skipped: 339



ANSWER CHOICES	RESPONSES	
Concentrating, remembering, etc.	7.14%	2
Hearing	0.00%	0
Moving, lifting, etc.	3.57%	1
Seeing	3.57%	1
Speaking	0.00%	0
Prefer not to answer	53.57%	15
Emotional	7.14%	2
Other disability or disabilities not listed here	28.57%	8
Total Respondents: 28		

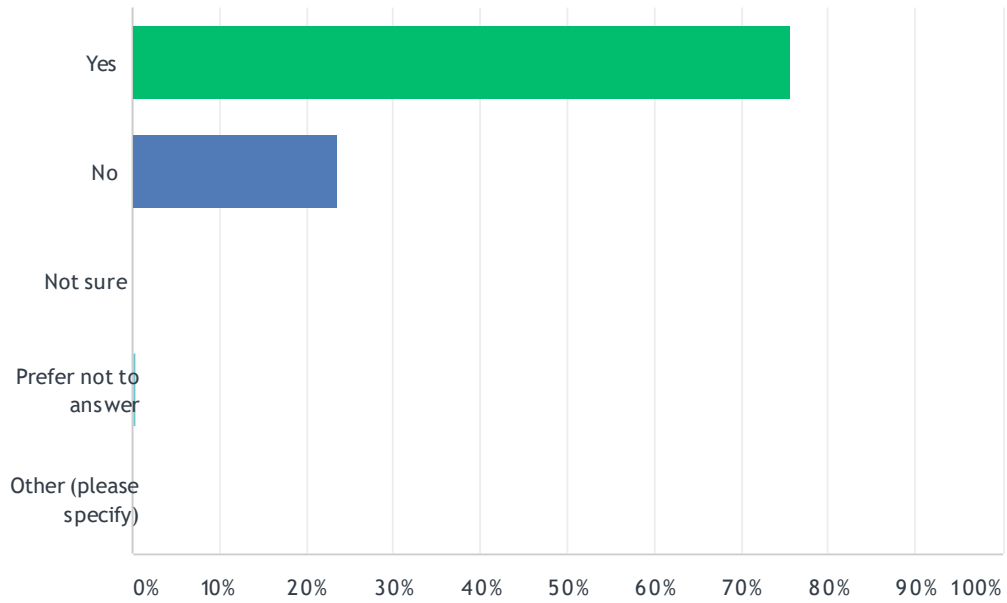
Q109 If desired, please use this comment box to suggest meaningful ways SAH Data Project could analyze the demographic data we collect on this page.

Answered: 11 Skipped: 356

#	RESPONSES	DATE
1	I'm sorry that you didn't ask whether we are members of the LGBTQI+ community. This would have been interesting demographic data to include in the survey.	8/15/2020 3:07 PM
2	This survey lists African and Asian etc but only white. Why not list black, yellow and brown if you are listing white? This seems racist.	8/4/2020 3:40 PM
3	The questions you established limited the full range of options I could give to inform you about what is going on. Multiple choice force me in this survey to select many options which were not quite sufficient to explain the situation. As a result you will get data that does not accurately represent the situation. For example, if you have simply asked me to share my syllabus or list of teaching documents you would have found out more about the geographical and chronological scope of my history course than if you had asked me to select three continents.	8/4/2020 12:50 PM
4	I do not understand most of what this survey is about. It mixes objective with subjective/trendy/tendentious matters	7/30/2020 5:42 PM
5	The terms "white" and "Black" need to be examined in more detail as to the kind of people they describe.	7/8/2020 1:01 PM
6	It would be good to know if the university is in a large city, with multiple architecture schools. Size of the University is helpful, but does not tell the full picture. How big is the city, compared to the school, and are there competing architecture schools in the same area and jurisdiction.	4/30/2020 8:36 PM
7	I am not sure if you can determine who is a first-generation college student (versus those whose parents or other relatives were of the professional classes). If you want to know about diversity, often racial and class diversity go hand in hand (at least in the United States).	4/28/2020 1:17 PM
8	Age--I've been in the field 20+ years, which makes my experience much different than others'.	4/17/2020 6:35 PM
9	African,Asian,Latino, American Indian, Native Hawaiian...and WHITE. Which word doesn't belong in this set? Geography is acknowledged for some but not all people. The historical experience of someone from Southern Europe or Ireland is different from someone of Northern European or English heritage. The term white eliminates differences.	3/17/2020 11:48 AM
10	I am foreign-born, currently a US citizen	3/11/2020 1:03 PM
11	Offer the option of NONE for question 4	3/6/2020 12:53 PM

Q111 Did at least one of your parents/guardians graduate from college?

Answered: 211 Skipped: 156



ANSWER CHOICES	RESPONSES	
Yes	75.83%	160
No	23.70%	50
Not sure	0.00%	0
Prefer not to answer	0.47%	1
Other (please specify)	0.00%	0
TOTAL		211